

SONY®

For easy set-up of Bloggie Sport,
visit the

Web →

Instruction Manual



bloggie™ Sport

MHS-TS22

www.sony.net/start/bloggie



Shoot, Connect and Share

View images on multiple devices and share with friends.

Shoot



Still image

You can also shoot still images during movie recording.

Movie

Start/Stop

Share

- 1 After shooting, immediately reserve an image for uploading.



- 2 Connect Bloggie to PC and upload reserved image to online service.



For uploading, Install the software from website beforehand.
(www.sony.net/start/bloggie)

Charge

1



2



Turn the camera's power off before charging.

For the details:

Refer to the PDF Handbook which is saved in internal memory of Bloggie. ("Handbook" folder in "START" drive)











For the water-proof and dust-proof :

This camera is water-proof/dust-proof equivalent to IEC60529 IP58. The camera is operable up to a water depth of 5 m for 60 minutes.

Conforming to MIL-STD 810F Method 516.5-Shock standards, this product has passed testing when dropped from a height of 1.5 m above a 5 cm thick plywood board.

If the camera becomes unresponsive:

Press and hold the ON/OFF (Power) button for at least 7 seconds, and reboot the camera.

-  Menu
-   Zoom out/in
-  Light
-  Viewing mode
-  Shooting mode
-  Delete
-  Share it Later
-  Back
-  Volume